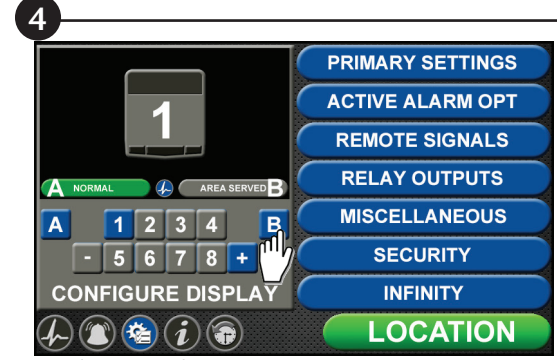
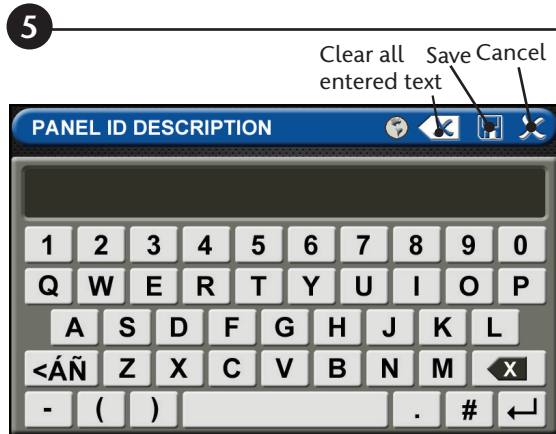


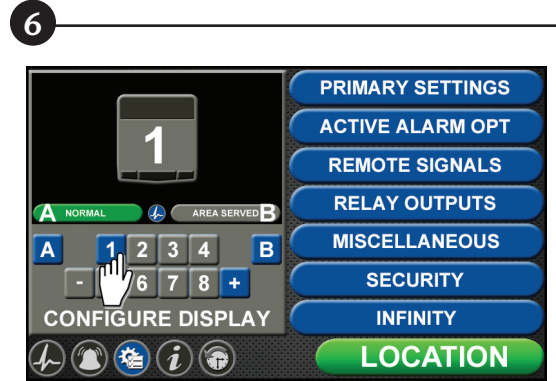
Type the default password (121212) and touch Enter. Choose continue or change password.



Touch B to set the LOCATION text.



Enter area served and touch save.



On the configuration screen, touch the blue 1 to configure the area monitored for the first gas badge.



Touch a blank location label to enter new text, or choose an existing location label if the location has already been set up. Touch save. Repeat steps 6 and 7 for additional gases.

WARNING:
RISK OF ELECTRIC SHOCK
Disconnect power at the circuit breaker before removing power supply shield.

1800 Overview Drive Rock Hill, SC 29730 (888) 4-MEDGAS (888) 463-3427 Fax (803) 817-5750 www.beaconmedaes.com

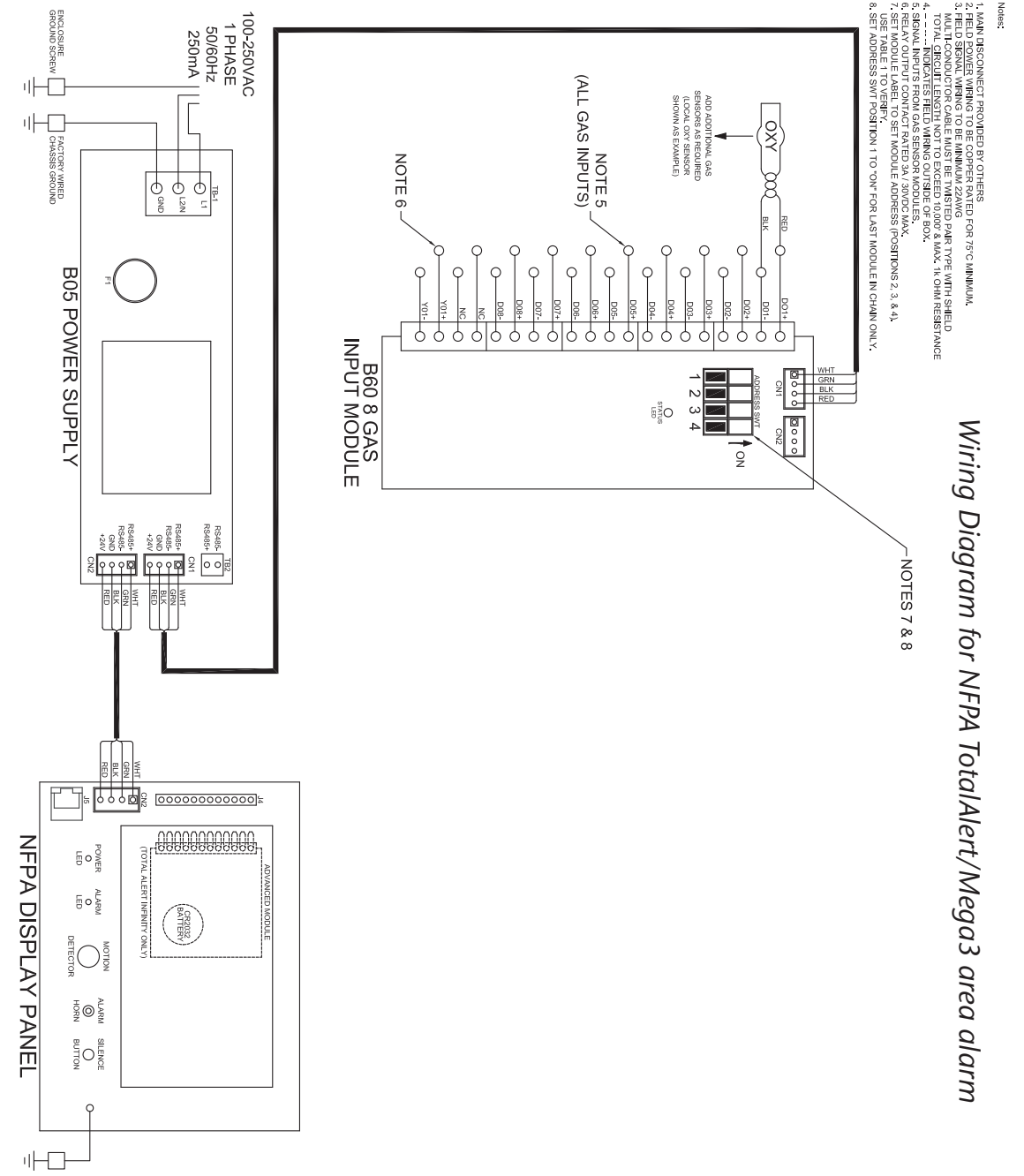


TABLE 1

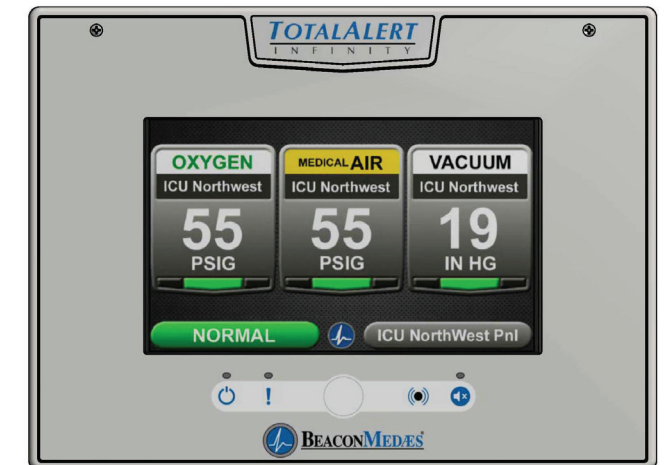

MODULE ADDRESS SWITCH SETTINGS	
B60 MODULE SW1	
1	off
2	off
3	off
4	off

NOTE 8

Wiring Diagram for NFPA TotalAlert/Mega3 area alarm

- Notes:
1. MAIN RECONNECT PROVIDED BY OTHERS
 2. FIELD POWER WIRING TO BE COPPER RATED FOR 75°C MINIMUM.
 3. MULTICONDUCTOR CABLE MUST BE TWISTED PAIR TYPE WITH SHIELD TOTAL CIRCUIT LENGTH NOT TO EXCEED 10,000' & MAX. 1% OHM RESISTANCE
 4. ... INDICATES FIELD WIRING OUTSIDE OF BOX.
 5. ... INDICATES FIELD WIRING OUTSIDE OF BOX.
 6. RELAY OUTPUT CONTACT RATED 3A/30VDC MAX.
 7. SET MODULE LABEL TO SET MODULE ADDRESS (POSITIONS 2, 3, & 4).
 8. SET ADDRESS SWITCH POSITION 1 TO ON FOR LAST MODULE IN CHAIN ONLY.

Quick Setup Guide: TotalAlert Infinity™/Mega3 Area Alarm



Part number 4107 9016 93

Revision 01

April 27, 2015

This guide is intended for Quick Setup of the TotalAlert Infinity™/Mega3 area alarm. For more detailed instructions, see the Operation and Maintenance Manual.